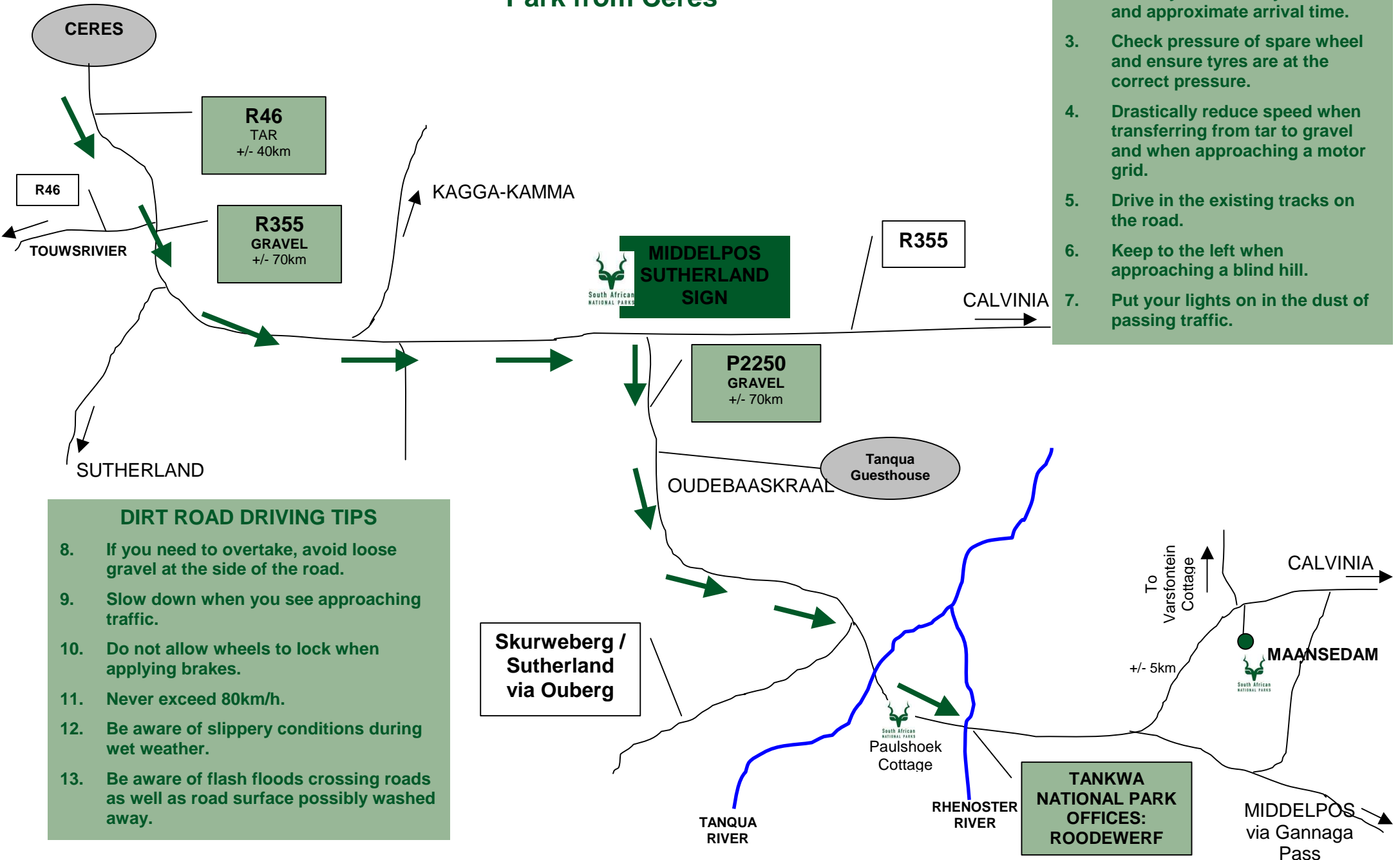


## Route to Tankwa Karoo National Park from Ceres

### DIRT ROAD DRIVING TIPS

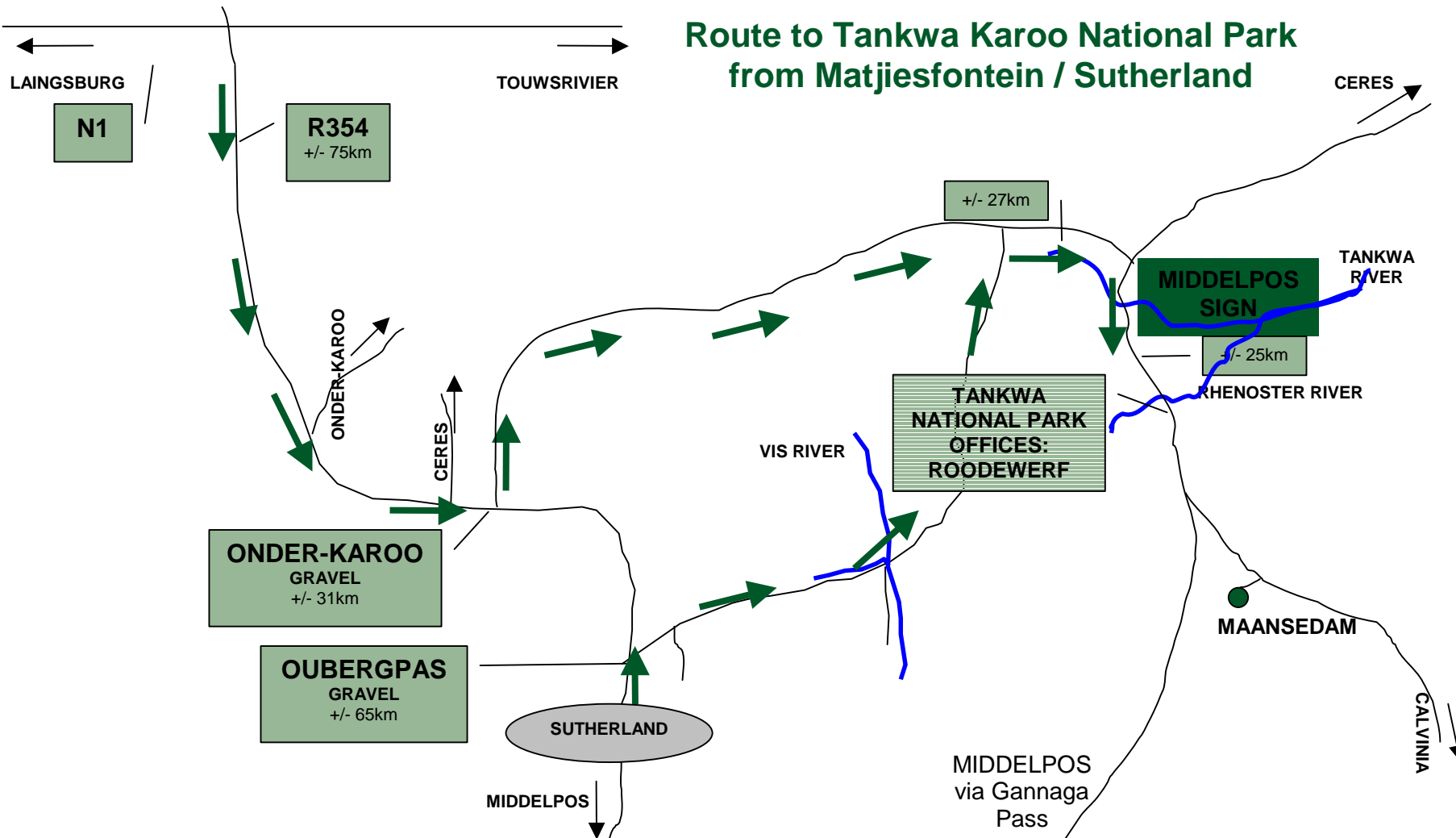
1. Take enough drinking water.
2. Inform your host of your route and approximate arrival time.
3. Check pressure of spare wheel and ensure tyres are at the correct pressure.
4. Drastically reduce speed when transferring from tar to gravel and when approaching a motor grid.
5. Drive in the existing tracks on the road.
6. Keep to the left when approaching a blind hill.
7. Put your lights on in the dust of passing traffic.



### DIRT ROAD DRIVING TIPS

8. If you need to overtake, avoid loose gravel at the side of the road.
9. Slow down when you see approaching traffic.
10. Do not allow wheels to lock when applying brakes.
11. Never exceed 80km/h.
12. Be aware of slippery conditions during wet weather.
13. Be aware of flash floods crossing roads as well as road surface possibly washed away.

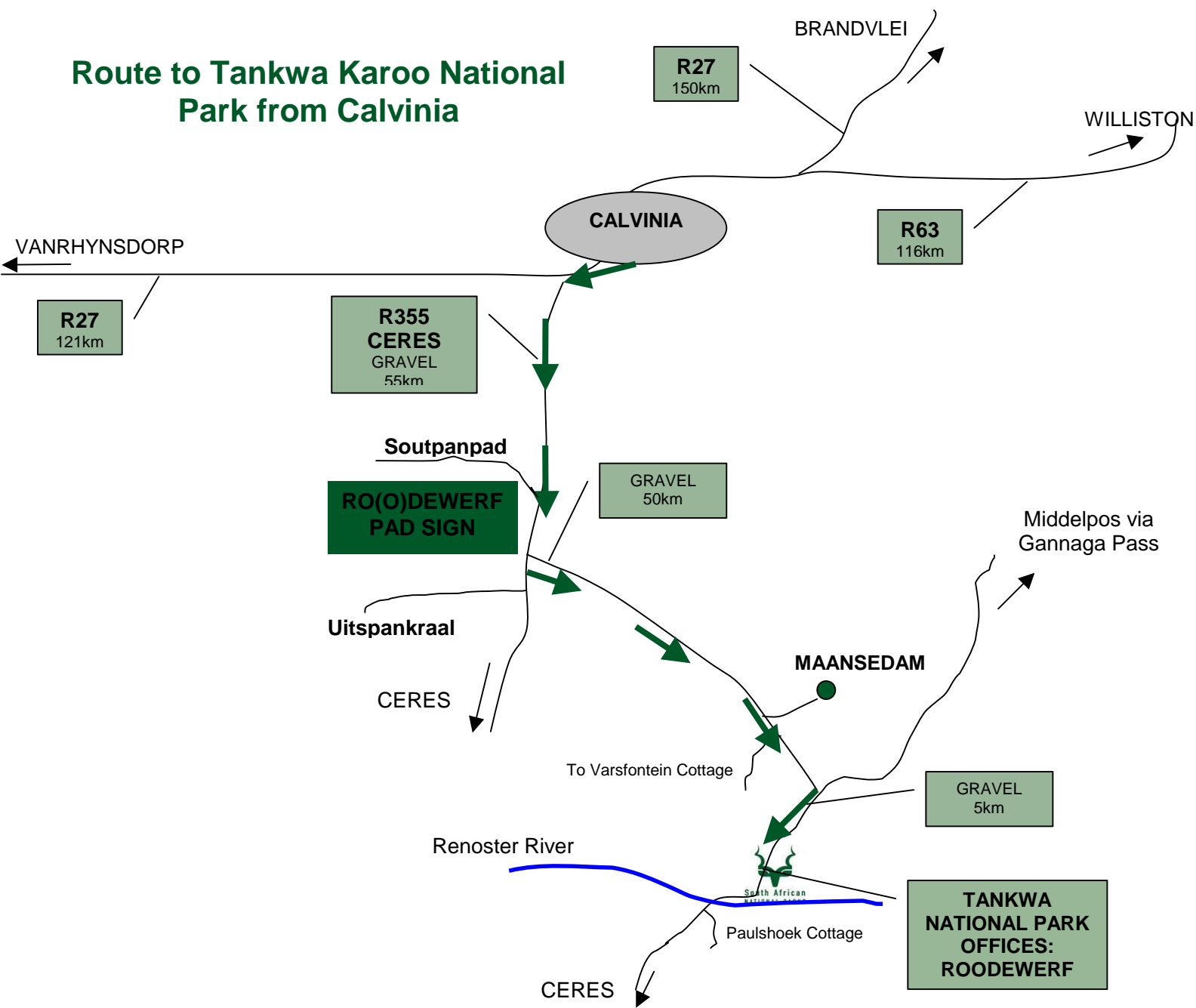
## Route to Tankwa Karoo National Park from Matjiesfontein / Sutherland



### DIRT ROAD DRIVING TIPS

1. Take enough drinking water.
2. Inform your host of your route and approximate arrival time.
3. Check pressure of spare wheel and ensure tyres are at the correct pressure.
4. Drastically reduce speed when transferring from tar to gravel and when approaching a motor grid.
5. Drive in the existing tracks on the road.
6. Keep to the left when approaching a blind hill.
7. Put your lights on in the dust of passing traffic.
8. If you need to overtake, avoid loose gravel at the side of the road.
9. Slow down when you see approaching traffic.
10. Do not allow wheels to lock when applying brakes.
11. Never exceed 80km/h.
12. Be aware of slippery conditions during wet weather.
13. Be aware of flash floods crossing roads as well as road surface possibly washed away.

# Route to Tankwa Karoo National Park from Calvinia



## DIRT ROAD DRIVING TIPS

1. Take enough drinking water.
2. Inform your host of your route and approximate arrival time.
3. Check pressure of spare wheel and ensure tyres are at the correct pressure.
4. Drastically reduce speed when transferring from tar to gravel and when approaching a motor grid.
5. Drive in the existing tracks on the road.
6. Keep to the left when approaching a blind hill.
7. Put your lights on in the dust of passing traffic.
8. If you need to overtake, avoid loose gravel at the side of the road.
9. Slow down when you see approaching traffic.
10. Do not allow wheels to lock when applying brakes.
11. Never exceed 80km/h.
12. Be aware of slippery conditions during wet weather.
13. Be aware of flash floods crossing roads as well as road surface possibly washed away.